


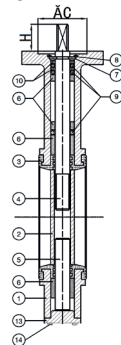
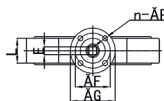
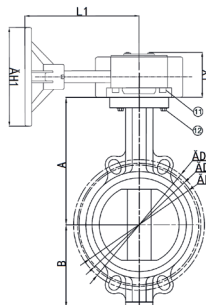
ART 115GB

DN350-600 Ductile Iron Butterfly Valve Wafer Type



Features

- Universal flange mounting PN10, PN16, ANSI 150
- BS5155 (BS EN 593) / ANSI 150
- ISO 5211 direct mount
- Epoxy coat finish
- MSS-SP-67



Technical data

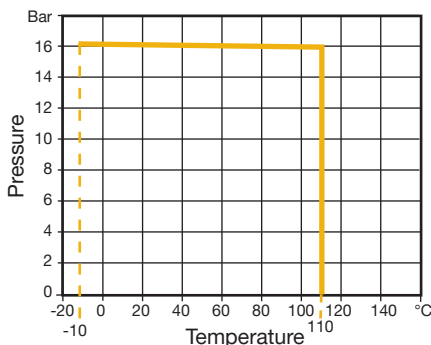
Max pressure: 16 Bar

Working temp: -10°C to +110°C

DN	350	400	450	500	600
A	345	390	422	470	552
B	262	305	341	373	445
C	71.0	100.5	100.5	100.5	130.5
D - PN10	460	515	565	620	725
D1 - PN16	470	525	585	650	770
D2 - ANSI 150	476.3	539.8	577.9	635.0	749.3
E	22	27	27	27	36
F	102	140	140	140	165
G	125	175	175	175	210
H	40	52	52	64	70
H1	300	300	300	300	300
L	78	102	114	127	154
L1	225	131	131	131	138
Holes PN10	16-Å23	16-Å28	20-Å28	20-Å28	20-Å31
Holes PN16	16-Å28	16-Å31	20-Å31	20-Å34	20-Å37
Holes ANSI 150	12-Å28.45	16-Å28.45	16-Å31.75	20-Å31.75	20-Å35.05
X1	84	264	264	269	307
n-Åp	4-12	4-18	4-18	4-18	4-23
Torque	840	1260	2070	2670	5295
Kv	10790	14081	17842	22030	31780
Kgs	62.0	121.7	134.0	162.6	236.4

N. Part Name Materials

1	Body	Ductile Iron GGG40
2	Disc	CF8M
3	Seat	WRAS EPDM
4	Upper Shaft	Stainless Steel 431
5	Lower Shaft	Stainless Steel 431
6	Bushing	H65
7	Cotter Pin	Spring Steel 65Mn
8	Circlip	Spring Steel 65Mn
9	O-Ring	WRAS EPDM
10	Ring	Nylon 6 PA6
11	Gearbox	DI
12	Bolt	Stainless Steel 304
13	End Cover	Ductile Iron GGG40
14	Bolt	Stainless Steel 304



V3. Dimensions in mm

This data sheet is designed as a guide and should not be regarded as wholly accurate in every detail. We reserve the right to amend the specification of any product without notice.